

MOULD CHART



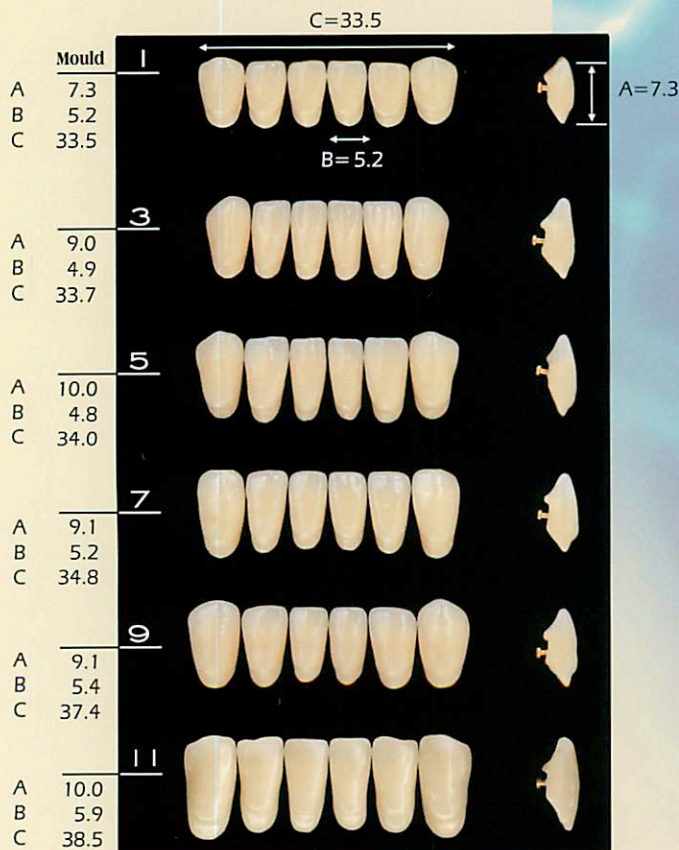
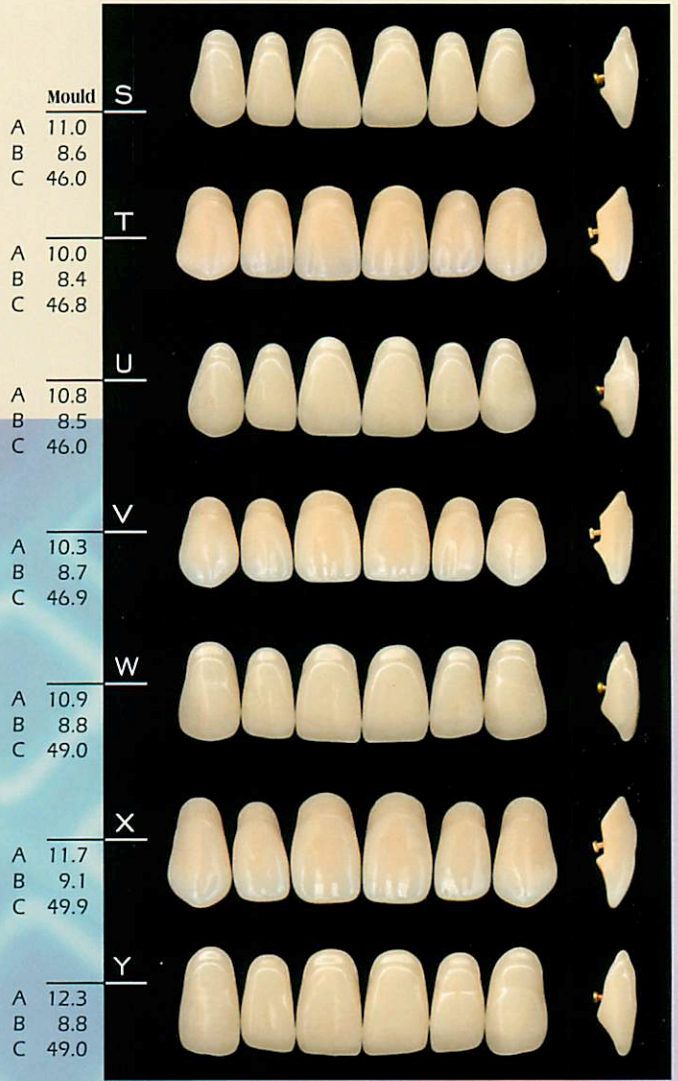
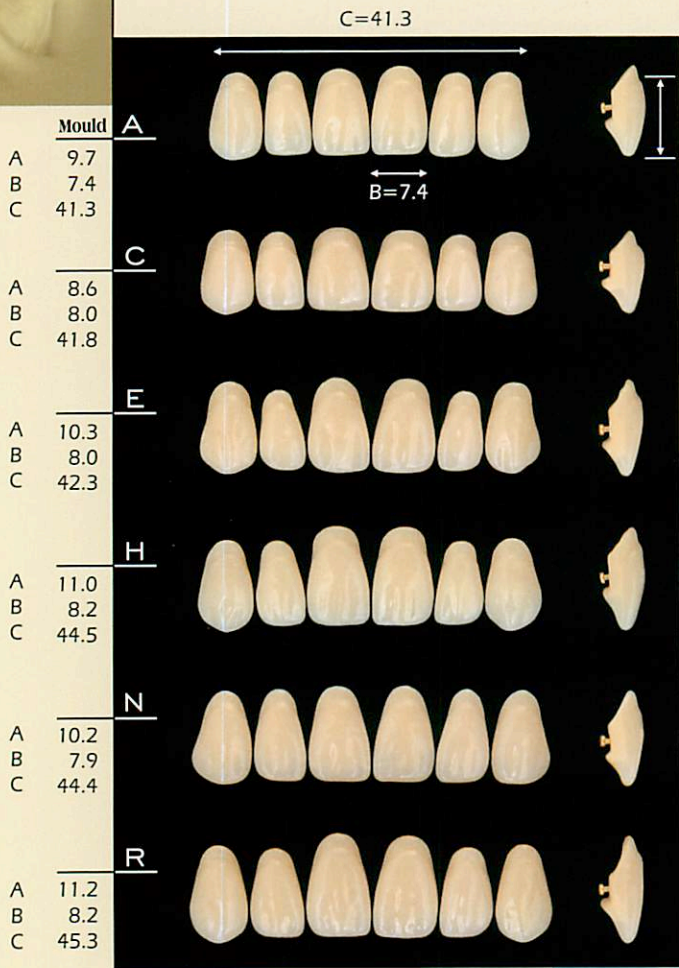
PERFECTION



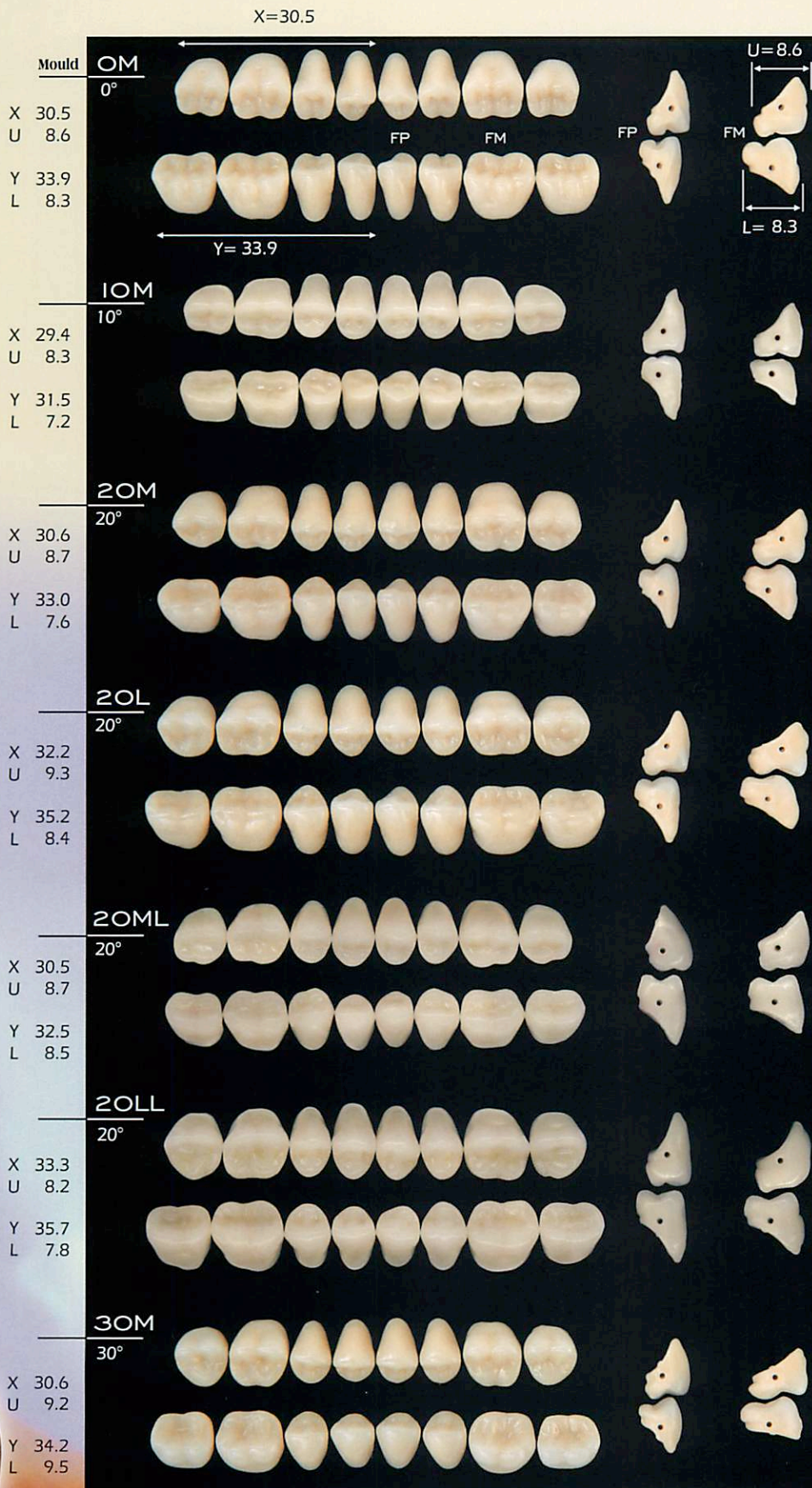
ceraform

PORCELAIN TEETH

anterior



posteriors



FP (FIRST PREMOLAR)

FM (FIRST MOLAR)

ceraform

PORCELAIN TEETH

CERAFORM OFFERS:

- THE NATURAL ESTHETICS OF PORCELAIN.
- THE BEST AMERICAN ANTERIOR MOULDS.
- AVAILABLE IN AO, A1, A2, A3 & B1
- NEW SUPER WHITE SHADE BOO

WITH CERAFORM YOU WILL BE ABLE TO:

- OFFER THE HIGHEST QUALITY NATURAL ESTHETICS IN BOTH SHADE AND MOULD.
- MEET THE FUNCTIONAL NEEDS OF THE MOST DEMANDING REMOVABLE PROSTHETIC RESTORATIONS.
- WORK WITH THE CONFIDENCE OF THE COMBINATION OF BOTH EUROPEAN AND AMERICAN TECHNOLOGY.



Uhler Dental Supply, Inc.

5749 W. Lawrence Ave.

Chicago, IL 60630

Phone: (773) 283-8300

Toll-Free: (800) 937-3753

Fax: (773) 283-8303

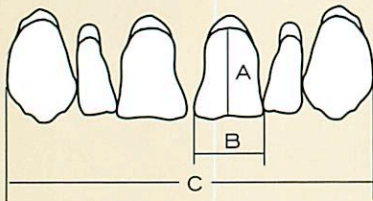
orders@uhlerdental.com

www.uhlerdental.com

*ALL MEASUREMENTS ARE IN MILLIMETERS (MM)

Ceraform

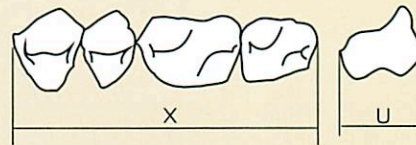
A = 9.7 B = 7.4 C = 41.3



Mould A

- A LENGTH OF CENTRAL WITHOUT COLLAR (MM)
- B WIDTH OF CENTRAL (MM)
- C WIDTH OF 6 ANTERIORS ON FLAT PLANE (MM)

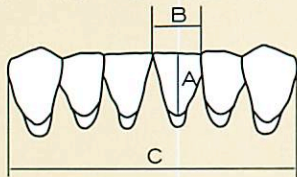
X = 30.5 U = 8.6



Mould OM

- X THE AVERAGE WIDTH OF A 1X4 SET OF UPPER POSTERIORS
- U THE AVERAGE DEPTH OF THE UPPER LEFT FIRST MOLAR

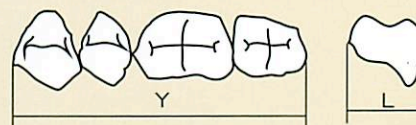
A = 7.3 B = 5.2 C = 33.5



Mould I

- A LENGTH OF CENTRAL WITHOUT COLLAR (MM)
- B WIDTH OF CENTRAL (MM)
- C WIDTH OF 6 ANTERIORS ON FLAT PLANE (MM)

Y = 33.9 L = 8.3



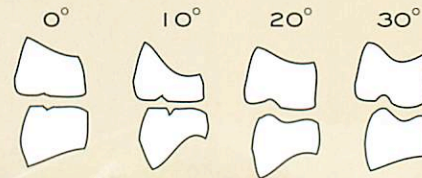
Mould OM

- Y THE AVERAGE WIDTH OF A 1X4 SET OF LOWER POSTERIORS
- L THE AVERAGE DEPTH OF THE LOWER LEFT FIRST MOLAR

MOULD COMPARISON CHART

	CERAFORM®	BIOFORM®
UPPER ANTERIORS		
Mould	A	2 I C
	C	43D
	E	55D
	H	22H
	N	42F
	R	75E
	S	54F
	T	42G
	U	2 I X
	V	1 2 G
	W	N/A
	X	1 I H
	Y	N/A

* Bioform is a registered trademark of Dentsply International.



Posterior Angulation



Uhler Dental Supply, Inc.

5749 W. Lawrence Ave.

Chicago, IL 60630

Phone: (773) 283-8300

Toll-Free: (800) 937-3753

Fax: (773) 283-8303

orders@uhlerdental.com

www.uhlerdental.com